

The largest predator of  
The Sweetwater Marsh.



Coyote



Squirrel



Squirrels eat  
soft plants and  
live in holes in  
the ground.

Morning  
Dove



Doves walk around on  
the ground and look  
for seeds. Feathers  
make sound when  
they start a flight.



**Mini Field Guide  
to  
Animal Tracks**



Back  
feet


**Cottontail  
Rabbit**

Why are the  
back feet  
ahead of the  
front feet?



Front  
feet

Raccoons eat clams, crabs  
and insects.



Raccoon

Only dabbling ducks walk on  
the ground



**Duck**  
23

Great  
Blue  
Heron



The tallest grey  
bird in the marsh.

**Opossum**

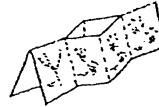


Front Feet hold food while  
opossums eat.

## Instructions for Folding



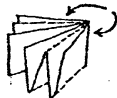
1. Fold the sheet in half crosswise, so the text and pictures appear on the outside.



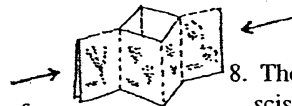
7. Refold the sheet in half, this time lengthwise. Stand the sheet up on the table so the pictures appear right side up, as seen in the diagram.



2. Fold up ends separately to form a "W" shape.



3. Next, fold it in half again to form a small rectangle. Then unfold this last fold, and fold it again back the opposite way, making good, hard creases on each side.



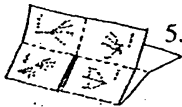
8. The part you cut with the scissors should open up and form a diamond. Grab the two outside panels and push inward until you form a four-paneled revolving door.




"Revolving door"



4. Unfold back to step #1, where the sheet is only folded in half.



5. Place flat on the table with folded edge closest to you and cut along the middle fold through both sides to the center as seen in the diagram.



9. Finally, fold all the pages together to form a small book. Make sure cover is on the front.



6. Unfold the sheet entirely, with the text and pictures facing up and with the short edge of the sheet closest to you.

10. Make good, hard creases on all sides and **YOU ARE DONE.**